

# Implant Spotter - Quick user guide

The Implant Spotter allows accurate locating of implants covered by gum tissue.

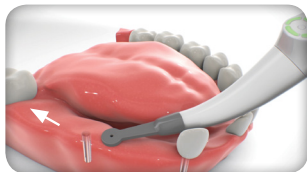
Turn on the implant Spotter and place the sensor center onto the gum at some distance from the estimated implant location.



## Blinking Green

Move the sensor towards estimated position of hidden implant

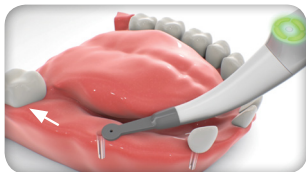
A



## GREEN

Sensor is approaching the implant Continue in the same direction

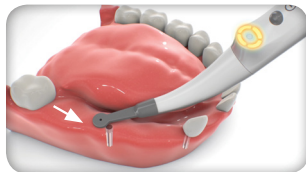
B



## ORANGE

Reverse direction  
Sensor has passed the implant position

C



## GREEN

Continue in the reversed direction  
Sensor moves back to the implant position

D



## GREEN DOT

Detection of implant location

E



Scan for  
Instructions

Be SMART

By using the "Spotter" you join the list of those leading dentists that capture advanced technology within their daily practice.

spotter